

## Lesson Plans

### FAMILY

#### Lesson Title: "My Family"

**Objectives:** Students will be able to identify and label family members in English. Students will be able to understand and use simple sentence structures to describe their own family members (e.g., "I have a mother.>").

#### Materials:

Pictures or flashcards of family members (e.g., mother, father, sister, brother, etc.).

Paper and markers.

Whiteboard and dry-erase markers.

#### Lesson:

- Introduce vocabulary for family members using pictures or flashcards. Point to each picture and have the students repeat the word. If you print the 8 family member cards twice, you can play a Memory Game using the two sets. Show the students photos of your family.
- Give each student a turn to describe their own family members. For example, "I have a mother. I have one big sister. I have a dog."
- Have the other students listen and repeat the sentences. For example, She has a mother. She has one big sister. She has a dog.
- Use the photos or flashcards to talk about how many family members there are in each picture.
- Use adjectives to describe them. E.g. tall, short, happy, sad, thin, fat, old, young.
- If the students know the body parts, they can describe them too. E.g. 'long, brown hair and blue eyes'.

#### Closing Activities

Let the students draw their families.


Sequencing using family members.

Play a Memory Game using the two sets of family flashcards.

Cut out the pictures and stick them on the tree to make a Family Tree.


Ask the students to bring in photos of their families and talk about them.





**mother**

In English with Debbie



**father**

In English with Debbie



**brother**

In English with Debbie



**sister**

In English with Debbie




grandpa

In English with Debbie



grandma

In English with Debbie



baby brother

In English with Debbie



baby sister

In English with Debbie








# Talk about the photos. Describe the family members.




# Talk about the photos. Describe the family members.






# Finish the sequence



Cut out the family members and stick them on the previous page.



Cut out the family members and stick them on the next page.



# Family Tree

